




# User Manual

iPin Spatial Ruler Pro

- Bluetooth Connect

# Bluetooth Connect



- ① Download the iPin Ruler Pro App first.
- ② Turn on the Bluetooth of the mobile phone.
- ③ Start the App of the iPin Ruler Pro.
- ④ Turn on the power of iPin Ruler Pro. The steady blue light indicates the successful connection.

- ⑤ **On the APP:**  
The “green” dot in the up-right corner of phone screen means Bluetooth is connected. The “red” dot is disconnected.

\*The device connects to the app directly.  
No pairing needed.